

Account Mgt	Club Mgt	Team Mgt
<ul style="list-style-type: none"> <li>▶ Change My Password</li> <li>▶ Change My UserID</li> <li>▶ Change My User Info</li> </ul>	<ul style="list-style-type: none"> <li>▶ <b>Add or Select Current Club</b></li> <li>▶ Edit Team Names</li> <li>▶ Select Club Rep</li> <li>▶ Delete Current Club</li> <li>▶ Manage Club Staff</li> <li>▶ Tournament Status</li> </ul>	<ul style="list-style-type: none"> <li>▶ Add or Select Current Team</li> </ul>
Tournament Mgt		
<ul style="list-style-type: none"> <li>▶ Adults...</li> <li>▶ Juniors...</li> </ul>		

Begin by clicking on 'Add or Select Current Club' to select club.

First | Prev | Next | Last | 1 thru 1 - Found 1

Sta	Select	Club Name	Num	Code	Age	Gender
P	1	GP Jrs.	102	GPJRS	J	F

First | Prev | Next | Last | 1 thru 1 - Found 1

**Select Club information...**

To get access to a club data, select the **select** button on for the club you wish to access. Then select the '**Add or Select Current Team**' option on the main menu to access team data.

Do Not Use the Browser Reload, Back or Forward Controls WISH Computing™ ©2003-2007

Click on the 'numbered select box' next to the club you wish to enter into tournaments.

Current User: nathanwagner2@gmail.com

Current Club: P 102FJ GPJRS GP Jrs.

Rep: Plains

Account Mgt	Club Mgt	Team Mgt
<ul style="list-style-type: none"><li>▶ Change My Password</li><li>▶ Change My UserID</li><li>▶ Change My User Info</li></ul>	<ul style="list-style-type: none"><li>▶ Add or Select Current Club</li><li>▶ Edit Team Names</li><li>▶ Select Club Rep</li><li>▶ Delete Current Club</li><li>▶ Manage Club Staff</li><li>▶ Tournament Status</li></ul>	<ul style="list-style-type: none"><li>▶ Add or Select Current Team</li></ul>
<b>Tournament Mgt</b>		
<ul style="list-style-type: none"><li>▶ Adults...</li><li>▶ Juniors...</li></ul>		

Click onto 'Add or Select Current Team' under 'Team Mgt' to select the team you wish to enter into tournaments.

Current User: nathanwagner2@gmail.com

Current Club: P 102FJ GPJRS GP Jrs.

Rep: Plains

## Team List

Add Team

Close

First | Prev | Next | Last | 1 thru 3 - Found 3

Sta	Select	Num	Team Code	Team Name	Team Rep.
P	1	0104	FJ46PJRS16PG	GP Jrs. 141	Great Plains
P	2	0105	FJ46PJRS26PS	GP Jrs. 142	Great Plains
P	3	0106	FJ56PJRS16PG	GP Jrs. 151	Great Plains

First | Prev | Next | Last | 1 thru 3 - Found 3

**Select Team information...**

To get access to a teams data (team roster, tournament status, team member information, etc...) Select the **Select** button for the team you wish to access.

**Add New Team information...**

If you wish to add another team to your club, select the **Add Team** button.

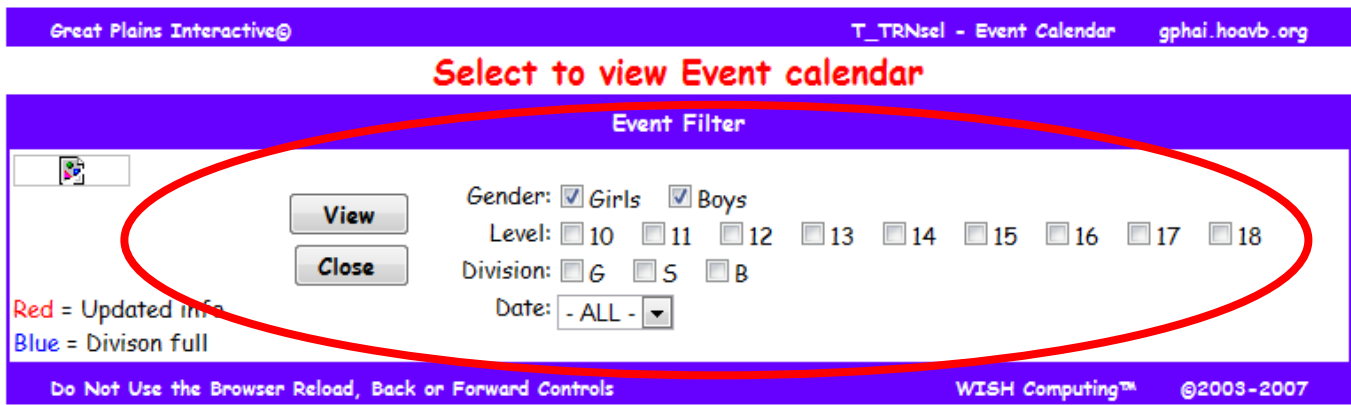
Click on the 'numbered select box' next to the team you wish to enter into tournaments.

Great Plains Interactive@	Current User, Club and Team Information
Current User: nathanwagner2@gmail.com	
Current Club: P 102FJ GPJRS GP Jrs.	Rep: Plains
Current Team: P 0104 FJ4GPJRS1GPG GP Jrs. 141	Rep: Plains
Great Plains Interactive@	<a href="#">LOGON to a Different User</a> <span style="float: right;">Main Menu - H_MENU00    gphai.hoavb.org</span>

Account Mgt	Club Mgt	Team Mgt	Indv Mgt
<ul style="list-style-type: none"> <li>▶ Change My Password</li> <li>▶ Change My UserID</li> <li>▶ Change My User Info</li> </ul>	<ul style="list-style-type: none"> <li>▶ Add or Select Current Club</li> <li>▶ Edit Team Names</li> <li>▶ Select Club Rep</li> <li>▶ Delete Current Club</li> <li>▶ Manage Club Staff</li> <li>▶ Tournament Status</li> </ul>	<ul style="list-style-type: none"> <li>▶ Add or Select Current Team</li> <li>▶ Select Team Rep</li> <li>▶ Delete Current Team</li> <li>▶ Enter Tournament</li> <li>▶ Tournament Status</li> </ul>	<ul style="list-style-type: none"> <li>▶ Add or Select Current Indv</li> </ul>
<b>Tournament Mgt</b> <ul style="list-style-type: none"> <li>▶ Adults...</li> <li>▶ Juniors...</li> </ul>			

See the blue circle – The Current Club and Current Team are listed. The team listed under ‘Current Team’ category is the team you will be entering into tournaments. Make sure this is the team you have chosen to enter.

Click on ‘Enter Tournament’ under ‘Team Mgt’ when you are ready to enter a tournament.

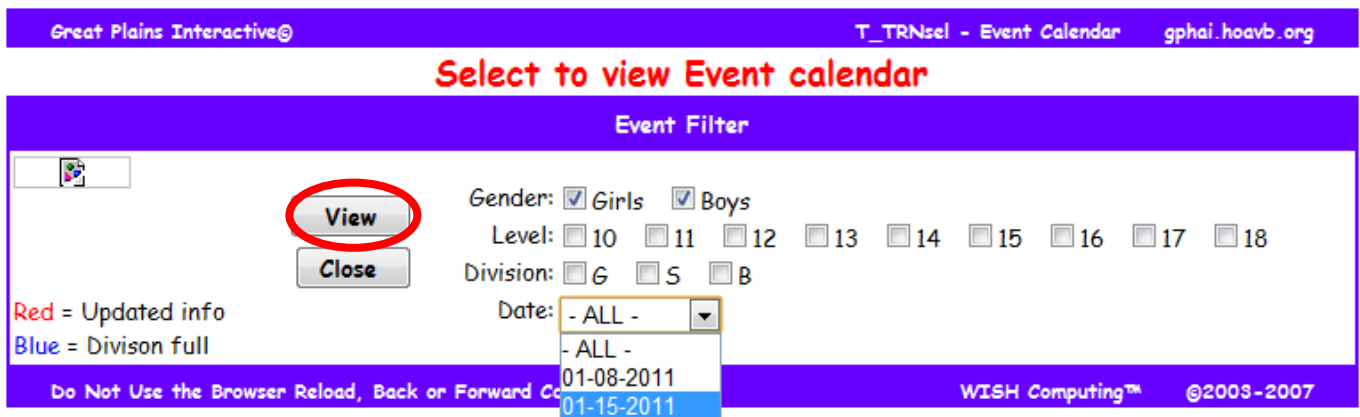


The 'Event Calendar' page will come up.

To see the available tournaments there are different search criteria that you can use.

- 1) Gender
- 2) Level
- 3) Division
- 4) Date

**We strongly suggest only using the 'DATE' criteria as you will be able to see all of the options that your team can sign up for on that date.**




When you click on the 'DATE' tab a drop down menu of all the dates will appear.

Click on the date that you wish to enter. (For purposes of these instructions we picked 1-15)

Once date is selected, click on the 'View' box to search for tournaments on that date.

## Select to view Event calendar

Event Filter



Gender:  Girls  Boys  
 Level:  10  11  12  13  14  15  16  17  18  
 Division:  G  S  B  
 Date:

Red = Updated info  
 Blue = Divison full

First | Prev | Next | Last | 1 thru 1 - Found 1

Date	Event	Division	Site	Fee	Contact
Jan 15, 2011	<a href="#">Sample Tournament</a>	F13G <b>F14G</b> F15G, F16G	Omaha Omaha	150	<a href="#">Great Plains Rva</a>

First | Prev | Next | Last | 1 thru 1 - Found 1

Do Not Use the Browser Reload, Back or Forward Controls WISH Computing™ @2003-2007

The 'Event Calendar' will now show all available tournaments for the date.

To enter your team, click on the division that you wish to enter the team.

Great Plains Interactive@ Current User, Club and Team Information

Current User: nathanwagner2@gmail.com  
 Current Club: P 102FJ GPJRS GP Jrs. Rep: Plains  
 Current Team: P 0104 FJ4GPJRS1GPG GP Jrs. 141 Rep: Plains

Great Plains Interactive@ [LOGON to a Different User](#) [Add Team to tournament - T\\_TRNtemadd](#) gphai.hoavb.org

### Add Team to Tournament

**Sample Tournament**  
F14 Gold  
Jan 15, 2011

Do Not Use the Browser Reload, Back or Forward Controls WISH Computing™ @2003-2007

The 'Add Team to Tournament' screen will appear.

Double check the following... (circled in blue)

- 1) Tournament Name (Sample Tournament)
- 2) Division (F14 Gold – "female = F", "14 is the age division", "Gold is level of tournament")
- 3) Date

Once the information is verified, click the 'OK' box.

### Current Status on Events Entered!

?

Status	Date	Level/Division	Event	Site	Contact
P <a href="#">[delete]</a>	Jan 15, 2011	F14 Gold	<a href="#">Sample Tournament</a>	Omaha	<a href="#">Great Plains Rva</a>

Do Not Use the Browser Reload, Back or Forward Controls WISH Computing™ ©2003-2007

You will now be sent to the 'Current Status of Events Entered!' screen.

The status will be listed as 'P' which means pending. The team will remain pending until the tournament director receives payment and accepts the team.

There is also an option to click 'delete' if you wish to remove yourself from the tournament. Once the team is accepted by tournament director this option will be removed.

To see contact information for the tournament director you can click on the name of the tournament director under the 'contact' heading.

Click on the name of the tournament (Sample Tournament) under the 'Event' heading. This will generate a PDF version of an entry form that can be sent to the tournament director with payment.



# Official GP Junior Tournament Entry Form

Club Name: GP Jrs.	Team Name: GP Jrs. 141
Team USAV Registration NO: FJ4GPJRS1GPG	Team Age: J4    Team Level: G
Team Representative: Great Plains	Phone (Day): 402-593-9670
Street Address: 7545 Main St. Ste. A	Phone (Eve):
City, State Zip: Ralston, NE 68127-6812	E-Mail: nathanwagner2@gmail.com
Coach: _____	
Tournament: Sample Tournament	Tournament Date: 01-15-2011
Playing Site: Omaha	Division: Gold
Entry Fee: \$150      Deadline: 12-31-2010      Level: 14	
Make Checks Payable to (Include any officiating fees): Great Plains Rva	
MAIL FORM TO: Great Plains Rva	
Address: 7545 Main Street Ste A, Ralston, NE 68127      402-593-9670	

Name	USAV NO	Level	R1	R2	Scorer
1.					
2.					
3.					
4.					
5.					
6.					
7.					
8.					
9.					
10.					
11.					
12.					

~~Team are not allowed to play without Certified Referees (R1 & R2) and a Certified Scorekeeper.~~

- Notes:
- USAV National & GP region rules and policies will be strictly enforced.
  - Great Plains STRICTLY PROHIBITS ALCOHOLIC BEVERAGES AND ILLICIT DRUGS AT ANY TOURNAMENT SITE.
  - Please respect the rules of the host tournament site and their directors regarding food and beverages within their facilities
  - Many facilities are now prohibiting coolers
  - No entries will be accepted unless the entry form is completely filled out (including team code), accompanied by the proper entry fee, and signed and dated below by the team representative.
  - Entry refunds may be given after the entry deadline when a replacement is found.
  - (GP has established the standard entry deadline of Friday Noon 3 weeks before tournament, unless a tournament has one specified).

\_\_\_\_\_  
Signature of Team Representative      Date Entry Submitted

Rev. 4/06

This form should be printed and sent to the tournament director along with tournament entry fees.

Verify that everything is correct on the top portion of the form (in the green box).

**You do not have to fill out any of the roster portion!!!**  
The official roster will be printed from the 'webpoint' registration system.

Disregard the line regarding certified referees and scorekeepers.

Sign and date the entry as the tournament director may use the date of entry to eliminate teams if the tournament is full.

Current User: nathanwagner2@gmail.com

Current Club: P 102FJ GPJRS GP Jrs.

Rep: Plains

Current Team: P 0104 FJ4GPJRS1GPG GP Jrs. 141

Rep: Plains

**Current Status on Events Entered!**

?

Status	Date	Level/Division	Event	Site	Contact
P <a href="#">[delete]</a>	Jan 15, 2011	F14 Gold	<a href="#">Sample Tournament</a>	Omaha	<a href="#">Great Plains Rva</a>
<input type="button" value="Close"/>					
Do Not Use the Browser Reload, Back or Forward Controls				WISH Computing™ @2003-2007	

After printing and closing the entry form, you can click the 'close' box and you will be returned to the main menu.